



District Report Card: 2017


State: Meghalaya	District: West Khasi Hills
Class: 3	Subject: Mathematics
Schools: 60	Students: 807


Participation/Coverage


Students

<div>GENDER</div> <div></div>	Boys				Girls			
	Number		%		Number		%	
	418		51.80		389		48.20	

<div>AREA</div> <div></div>	Rural				Urban			
	Number		%		Number		%	
	644		79.80		163		20.20	

<div>CATEGORY</div> <div></div>	SC		ST		OBC		GEN	
	Number	%	Number	%	Number	%	Number	%
	0	0.00	806	99.88	1	0.12	0	0.00

<div>CWSN</div> <div></div>	LD	VI	HI	S&LD	ID	Oth
	1	0	0	0	9	0

<div>Management</div> <div></div>	Government			Government-aided		
	Number		%	Number		%
	218		27.01	589		72.99

Average Performance of Students in Mathematics (%)

Overall	Gender		Area		Management		Social Group			
	Male	Female	Rural	Urban	Govt.	Aided	SC	ST	OBC	GEN
50.79	51.61	49.91	52.31	44.79	55.69	48.98	0.00	50.84	13.33	0.00

Performance on Learning Outcomes (LOs)

Learning Outcomes	Description	Average Performance(%)
M301	Reads and writes numbers up to 999 using place value	56.25
M302	Compares numbers up to 999 based on their place values	66.29
M303	Solves simple daily life problems using addition and subtraction of three digit numbers with and without regrouping	46.49
M304	Constructs and uses the multiplication facts (up till 10) in daily life situations	47.52
M305	Analyses and applies an appropriate number operation in the situation/ context	46.10
M306	Explains the meaning of division facts by equal grouping/sharing and finds it by repeated subtraction	36.56
M309	Identifies and makes 2D-shapes by paper folding, paper cutting on the dot grid, using straight lines etc.	76.29
M311	Fills a given region leaving no gaps using a tile of a given shape	29.66
M312	Estimates and measures length and distance using standard units like centimeters or meters & identifies relationships	18.30
M317	Reads the time correctly to the hour using a clock/watch	61.83
M318	Extends patterns in simple shapes and numbers	36.76
M319	Records data using tally marks, represents pictorially and draws conclusions	71.50

Range of Performance of Students who Answered Correctly							
Below 30%		30% - 50%		50% - 75%		Above 75%	
Number	%	Number	%	Number	%	Number	%
157	19.45	244	30.24	281	34.82	125	15.49

Lowest Performing Learning Outcomes (LOs)

- 1 - Estimates and measures length and distance using standard units like centimeters or meters & identifies relationships (18.30)
- 2 - Fills a given region leaving no gaps using a tile of a given shape (29.66)
- 3 - Explains the meaning of division facts by equal grouping/sharing and finds it by repeated subtraction (36.56)
- 4 - Extends patterns in simple shapes and numbers (36.76)
- 5 - Analyses and applies an appropriate number operation in the situation/ context (46.10)